



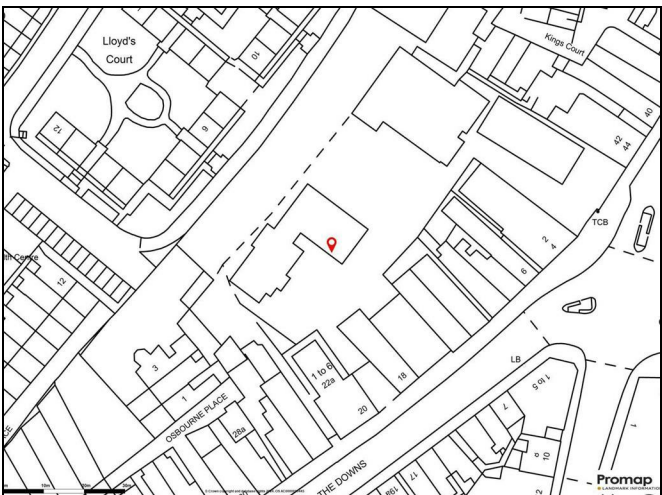
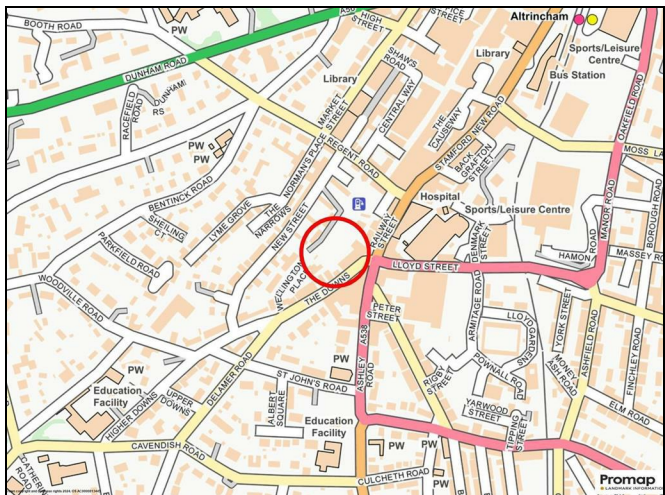
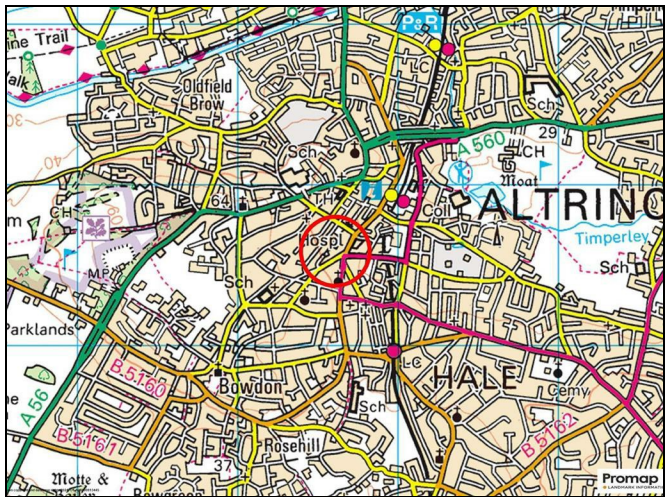
**HALE OFFICE:**  
212 ASHLEY ROAD, HALE,  
CHESHIRE WA15 9SN  
TEL: 0161 941 6633  
FAX: 0161 941 6622  
Email: hale@watersons.net

**SALE OFFICE:**  
91-93 SCHOOL ROAD, SALE,  
CHESHIRE M33 7XA  
TEL: 0161 973 6688  
FAX: 0161 976 3355  
Email: sale@watersons.net



INDEPENDENT ESTATE AGENTS

# location



# energy efficiency

In line with Government Legislation, we are now able to provide an Energy Performance Certificate (EPC) rating (see table on the right)

Energy Efficiency Rating		Current	Potential
Very energy efficient - lower running costs	(92 plus) A		
	(81-91) B		
	(69-80) C		
	(55-68) D		
	(39-54) E		
	(21-38) F		
	(1-20) G		
Not energy efficient - higher running costs			
England & Wales		EU Directive 2002/91/EC	

Environmental Impact (CO <sub>2</sub> ) Rating		Current	Potential
Very environmentally friendly - lower CO <sub>2</sub> emissions	(92 plus) A		
	(81-91) B		
	(69-80) C		
	(55-68) D		
	(39-54) E		
	(21-38) F		
	(1-20) G		
Not environmentally friendly - higher CO <sub>2</sub> emissions			
England & Wales		EU Directive 2002/91/EC	

AGENTS NOTES Please note that we have not tested any apparatus, equipment, fixtures, fittings or services and so cannot verify they are in working order or fit for their purpose. Furthermore solicitors should confirm moveable items described in the sales particulars are in fact included in the sale since circumstances do change during marketing or negotiations. A final inspection is recommended prior to the exchange of contracts. Although we try to ensure accuracy, measurements used in this brochure may be approximate. Therefore if intending purchasers need accurate measurements in order to have carpets fitted or ensure that existing furniture will fit they should take the measurements themselves.



WATERSONS

INDEPENDENT ESTATE AGENTS

## 22 Lower Downs Court The Downs Altrincham, WA14 2PU



\*\*\*33% OF THE DEVELOPMENT NOW SOLD\*\*\*  
\*\*\*FLOOR COVERINGS AND CARPETS INCLUDED\*\*\*  
\*\*\*NOW COMPLETED AND READY TO VIEW AND OCCUPY\*\*\*

A SELECTION OF STUNNING APARTMENTS AND TOWN HOUSES WITHIN THE DOWNS QUARTER DEVELOPMENT IN THE HEART OF THE TOWN CENTRE.

ALL APARTMENTS ENJOY AN OPEN-PLAN LIVING, DINING AND KITCHEN SPACE, SOME OF THE GROUND FLOOR APARTMENTS FEATURE THEIR OWN OUTSIDE PATIO SPACE. SELECTED APARTMENTS FEATURE HIGH VAULTED CEILINGS AND FULL HEIGHT WINDOWS FILL THE APARTMENTS WITH LIGHT. PLUS THERE IS UNDERCROFT PARKING AVAILABLE TO PURCHASE.

A SUPERB DEVELOPMENT CAPTURING THE TOWN CENTRE LIFESTYLE

£390,000



# in detail



## WELCOME TO THE DOWNS QUARTER

The Downs Quarter is a prestigious development of 39 luxury properties nestled away in the heart of Altrincham: a much sought-after modern market town.

An imaginative and iconic scheme, with inspiring architecture and select design features at the core. The development is divided into four parts; The Blok, The Works, The Place and The Apartment, with each element enjoying its own distinctive style yet blending beautifully together to highlight the historic charm of the locality. All residential units on this development will be highly energy efficient and hold an EPC grade B.

Truly exclusive, the development is located within the Lower Downs Court address and is largely hidden away from the road.

Boasting exceptional design, the development comprises a collection of 31 contemporary one, two and three bedroom apartments, and eight stunning three bedroom townhouses. There will also be 46 car parking spaces (available for purchase).

The Downs Quarter promises to be a vibrant development in the centre of one of the UK's most desirable town centres.

## THE PLACE AND THE BLOK

Now completed and ready to move in to are a selection of apartments offering 2 or 3 bedroom accommodation, with some of the ground floor apartments enjoying direct access to their own outside patio space and selected apartments having Juliet balconies, high vaulted ceilings and full height feature windows providing an abundance of natural light. All the apartments enjoy an open-plan living, dining and kitchen space and the bedrooms are served by stylishly appointed bathrooms. The car park and a secure bike park is below the building accessed via a lift to and from the landscaped open space at the entrance of the building. A video entry system will be in place for added security.



Approx Gross Floor Area = 770 Sq. Feet  
= 71.5 Sq. Metres

